



raise a can of love

A Step-by-Step Guide

Be a CCSS virtual can bearer and **raise a can of love** for our vulnerable beneficiaries.



Register your interest
as a can bearer here:

[www.cognitoforms.com/CareCommunityServices
Society/RaiseACanOfLoveInterestForm](http://www.cognitoforms.com/CareCommunityServicesSociety/RaiseACanOfLoveInterestForm)



Receive your
personalised virtual can
via email



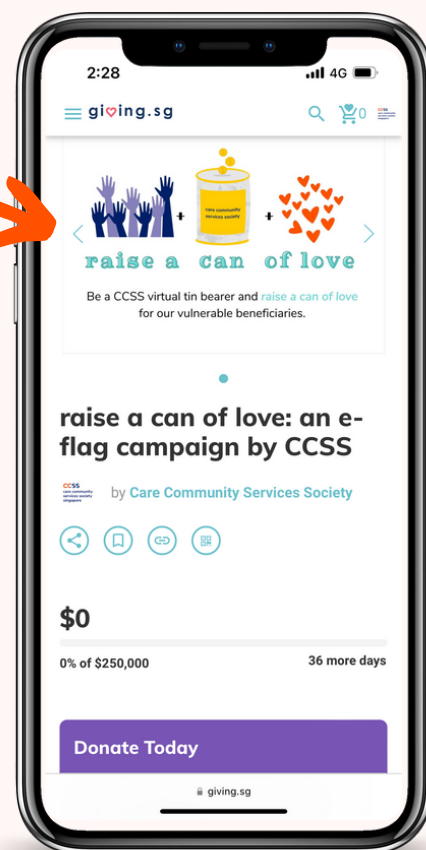
Creating your virtual can

STEP 1

Go to raise a can of love Giving.sg page.

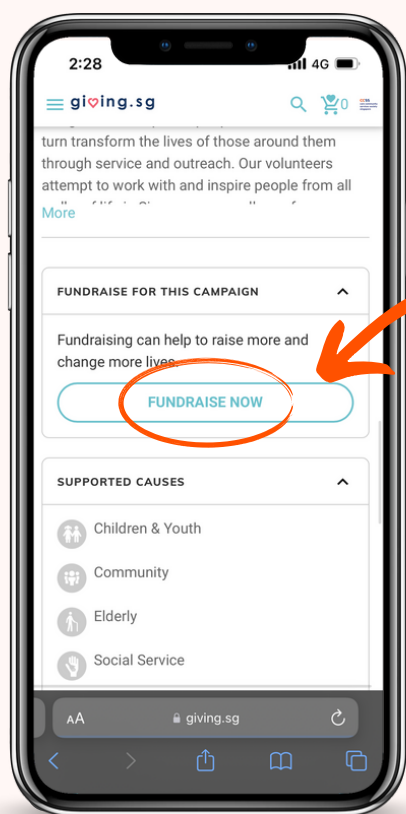
Click here:

www.giving.sg/care-community-services-society/racol



STEP 2

Click on: 'FUNDRAISE NOW'

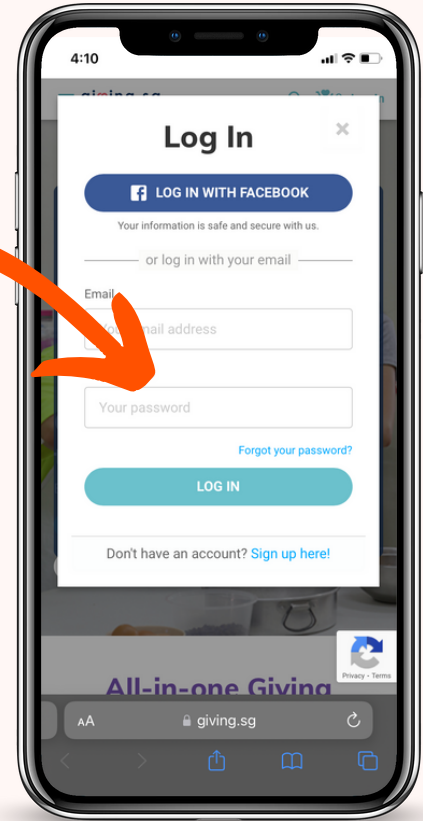


Creating your virtual can

STEP

3

Create a Giving.sg account by clicking on **'Sign up here!'** or **'Log in'** if you have an existing account.



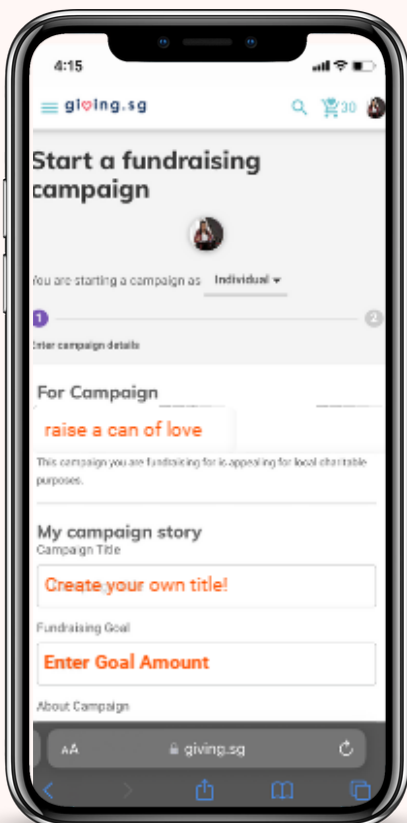
STEP

4

-'For Campaign' field should read 'raise a can of love'

-Fundraising Goal

Enter the amount you wish to raise





Creating your virtual can

STEP

5

-About Campaign

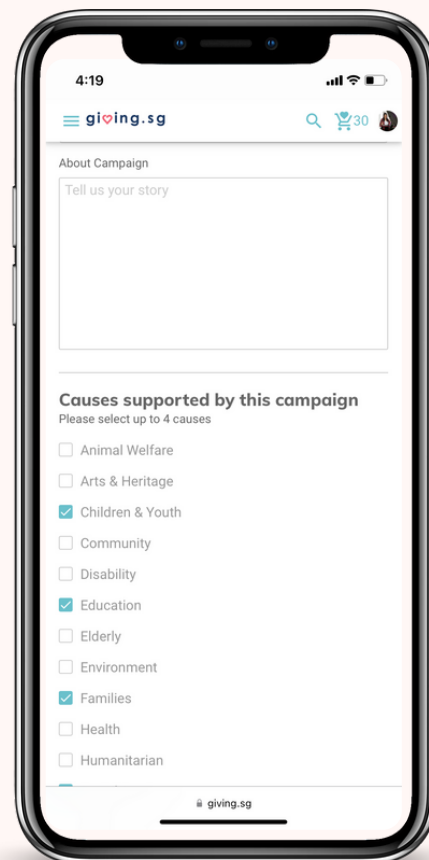
Share what adopting a can means to you!

-Causes supported by this campaign

Children & Youth, Elderly, Families, Social Services

-Media Gallery

Upload your personalised virtual can!



STEP

6

-Campaign duration

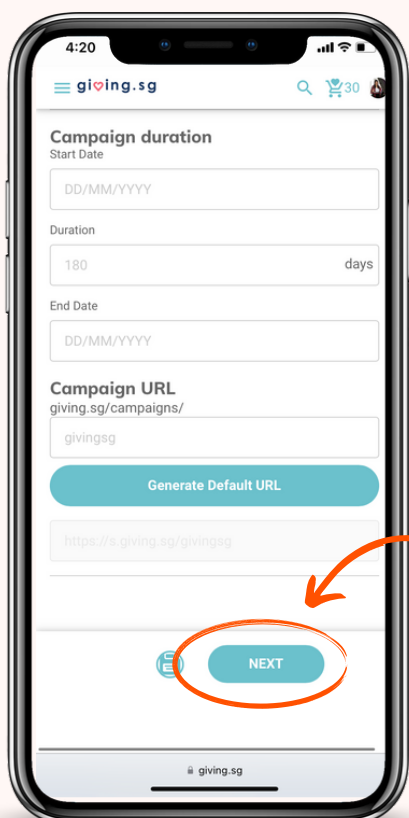
You can create your campaign anytime from 27 August onwards. Your campaign must end by **26/09/22(2359)**.

-Campaign URL

Create your own URL or generate a default

-Click on 'NEXT' to review and submit your campaign*.

*You will receive an email from Giving.sg once your campaign has been approved.



Promoting your virtual can

giving.sg

care community services society

care community services society

raise a can of love

Be a CCSS virtual tin bearer and raise a can of love for our vulnerable beneficiaries.

raise a can of love: an e-flag campaign by CCSS

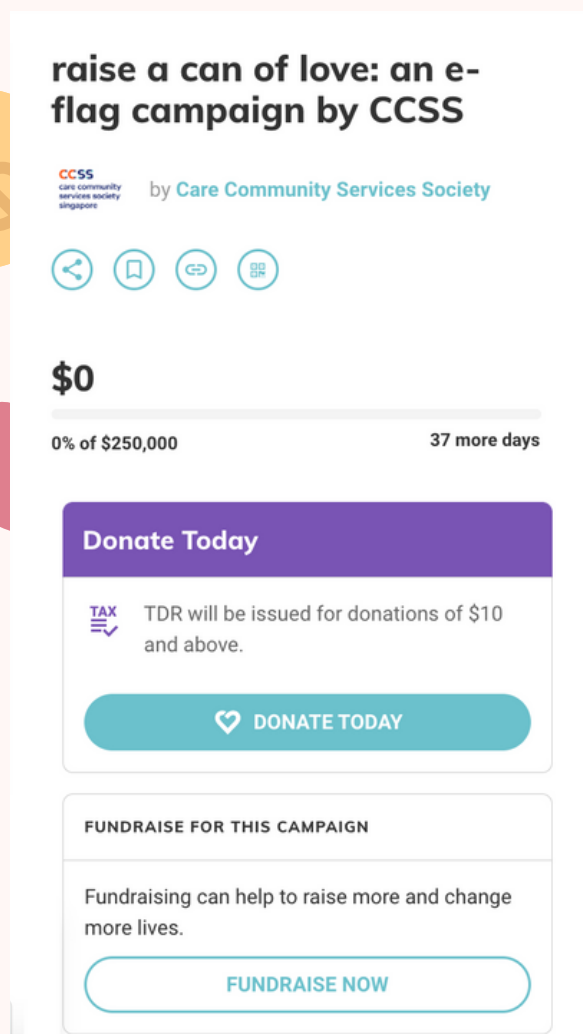
CCSS care community services society singapore by Care Community Services Society

Click on these icons to share the link with your family and friends!



Getting donations

All donors must sign up for a Giving.sg account before being able to donate



Click on:

'DONATE TODAY'

Choose your donation amount and payment mode!

Frequently Asked Questions

Do I need to pay to create my virtual can?

No, creating a virtual can is free!

Do I need to create an account on Giving.sg before donating?

Yes, all donors need to create an account on Giving.sg before they are able to donate.

When do I start my campaign?

You can start it anytime from 27/08/22! The campaign must end by 26/09/22, (2359). (refer to Step 6).

What do I do after my campaign has been approved?

**Share the link with your family and friends. Encourage them to donate and adopt a virtual can.
(refer to Page 5)**

Can I edit my campaign after it has been approved?

Yes, you can edit your campaign story, fundraising goal and media gallery.

Which donations are eligible to receive a tax-deductible receipt?

Donations of SGD10 and above are eligible for 250% tax-deductible benefits.

Where will the funds raised go?

All funds raised will support CCSS programmes and services. Your efforts will equip our beneficiaries with skills and resources to be self-sustainable and lead empowered lives.

Is my donation refundable?

All donations made are non-refundable. As a non-profit organisation, CCSS relies largely on donations for our programmes and services that serve over 1,000 beneficiaries.

CCSS is unable to make refunds because the donation may have already been used to meet the needs of our beneficiaries.

However, if you suspect fraudulent/unauthorised use of your card, please contact your card provider immediately.

We appreciate your generosity and thank you for your understanding.